

# MusicMan<sup>®</sup>

## NANO Bluetooth Soundstation BT-X7

### User Manual

Declaration of Conformity is under: [www.technaxx.de](http://www.technaxx.de) (in bottom bar "Konformitätserklärung")

### Probably the smallest speaker in the world!

Wireless mini speaker with Bluetooth function in a unique design, a nice accessory for a Smartphone, Tablet PC, computer, etc.

### Features

- Easy connection with Bluetooth compatible devices (= Pairing)
- Built-in hands-free function with built-in microphone
- Built-in rechargeable Lithium-Polymer 300mAh battery
- Playing time approx. 4 hours by medium volume
- Bluetooth Version 3.0 with 2W output power
- Volume control buttons and ON/OFF button
- Ideal for traveling, easy installation, crystal clear sound quality

### Charging of the battery

Plug in the MicroUSB cable\* (\* included) MicroUSB slot of the speaker. Then connect the USB port to the USB slot of PC or USB 5V 500mAh charging adapter\*\* (\*\*not included). Charging time is approximately 1.5 hours. While loading, the red LED lights continuously. When the speaker is fully loaded, the red LED turns off. Always fully upload battery, please.

**Power ON / OFF:** Press the button  at least for 3 seconds.






### Bluetooth Connection:

(1) When the speaker is powered on, the red and the blue LEDs are flickering. The speaker is now ready to pairing (= connect to Bluetooth).



(2) Scan in your Bluetooth compatible devices under Bluetooth settings and you find the Bluetooth device with the name "MusicMan NANO". Select and connect to your smart phone. After connected successfully, you will hear a short sound, the Blue LED blinks slowly.

## There are two ways of navigation:

Either you can navigate the speaker through it's buttons, or you also can navigate the speaker directly through your Bluetooth connected device.

- Short press of the  button to pause and play.
- Short press of the  button to go to the next song.
- Short press of the  button to go to the last song.
- Long press of the  button to increase the volume.
- Long press of the  button to decrease the volume.

## Hands-free Function

When a call is coming in, make a short press of the  button for hands-free microphone function and to except the call. To finish the call, you either can press the  button again, or you finish the call through the Bluetooth connected device, e.g. a smart phone.

- The speaker can play music when linked to a mobile phone, MP3, MP4, PC, iPOD or to another audio device, which must have a 3.5mm socket or Bluetooth.

## Line-IN

Connect your Smartphone or audio device with the 3.5mm socket of the speaker. Use the 3.5mm cable\*\* (\*\*not included). First turn ON your Smartphone or audio device and the speaker. Start the audio playback from your Smartphone or audio device. You can listen to the audio playback over the speaker. To stop the audio playback, unplug the 3.5mm cable from the speaker.

The buttons  and  and  have no function!

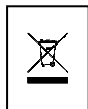
## Technical Specifications

Bluetooth	Bluetooth Version 3.0
Audio playing	Built-in 3,5mm Line-IN socket
Driver	Ø 31mm, 4Ω, 2W
Amplifier	Class D H6871
Input	20 MV – 500 MV
Frequency	100 Hz – 20 KHz
Signal Noise Ratio	S / N $\geq$ 85 dB
Total Harmonic Distortion	THD $\leq$ 10%
Operating distance	~ 10 m
Battery	Built-in rechargeable Li-Polimer 300mAh (rechargeable by Micro USB slot)
Charging Time	~ 1.5 hours
Playing Time	~ 4 hours (medium volume) ~ 2 – 2.5 hours (highest volume)
Operating temperature	-10° up to +50°C
Weight / Dimensions	43g / Ø 33mm x 36mm
Package Contents	MusicMan® NANO Bluetooth Soundstation BT-X7, MicroUSB cable, User Manual

## Warnings

- Only charge the speaker with the provided original MicroUSB charging cable.
- Do not attempt to disassemble the speaker, it may result in short-circuit or even damage.
- Do not drop or shake the speaker, it may break internal circuit boards or mechanics.
- The speaker should be kept in dry and ventilated environment. Avoid high humidity and high temperature. Also batteries should not be exposed to excessive heat or direct sunlight.
- Keep the surface of the speaker clean, but do not use organic solvents.
- Keep the speaker away from little children.

**Security and Disposal Hints for Batteries:** Hold children off batteries. When a child swallowed a battery go to a doctor's place or bring the child into a hospital promptly! Look for the right polarity (+) and (-) of batteries! Always change all batteries. Never use old and new batteries or batteries of different types together. Never short, open, deform or load up batteries! **Risk of injury!** Never throw batteries into fire! **Risk of explosion!**



**Hints for Environment Protection:** Packages materials are raw materials and can be recycled. Do not disposal old devices or batteries into the domestic waste. **Cleaning:** Protect the device from contamination and pollution (use a clean drapery). Avoid using rough, coarse-grained materials or solvents/aggressive cleaner. Wipe the cleaned device accurately. **Important Notice:** Should battery fluid leak from a battery, wipe the battery case with a soft cloth dry.

**Distributor: Technaxx Deutschland GmbH & Co.KG, Kruppstr. 105, 60388 Frankfurt a.M., Germany**