

Technaxx® * operating instructions

Charger TX-359

Before using the appliance for the first time, please read the instructions for use and safety information carefully.






This appliance is not intended for use by persons (including children) with reduced physical, sensory or mental capacities, or by persons lacking in experience or knowledge, unless they are supervised or instructed on the use of this device by a person responsible for their safety. Children should be supervised to ensure they do not play with this device.

Keep this user manual for future reference or product sharing carefully. Do the same with the original accessories for this product. In case of warranty, please contact the dealer or the store where you bought this product.


Enjoy your product. * Share your experience and opinion on one of the well-known internet portals.

Specifications are subject to change without notice - please be sure to use the latest manual available on the manufacturer's website.


Explanation of Warning Symbols and Notes

	<p>Risk of electric shock</p> <p>This symbol indicates product parts energized with a dangerous voltage of sufficient magnitude to constitute a risk of electric shock.</p>
	<p>Warning</p> <p>This symbol is used to indicate safety instructions or to draw your attention to specific hazards and risks.</p>
	<p>This symbol is used to indicate additional information or important notes.</p>

Danger!


-  • Do not open the device or continue to operate it if it becomes damaged.
- Do not use the product if the AC adapter, adapter cable is damaged.
- Do not attempt to service or repair the product yourself. Leave any and all service work to qualified experts.

Warnings

-  • The device is intended exclusively for private and not for commercial use. • Only use this device as described in this user manual. • Protect the product from dirt, moisture and overheating and use it in dry rooms only. • Do not drop the product and do not expose it to any major shocks. • Do not operate the product outside the power limits given in the specifications. • Do not modify the device in any way. Doing so voids the warranty. • Do not continue to operate the device if it becomes visibly damaged. • Use the product for its intended purpose only. • Keep this product, as all electrical products, out of the reach of children! • Do not use the product in the immediate vicinity of heaters or other heat sources or in direct sunlight. • Lay all cables so that they do not pose a tripping hazard. • Do not bend or crush the cable. • Always pull directly on the plug when disconnecting the cable, never on the cable itself. • Dispose of packaging material immediately according to locally applicable regulations. • The product is intended for indoor use only. • Use the item only in moderate climatic conditions. • Do not use the product in areas where the use of electronic devices is not permitted. • Do not use the product in moist environments and avoid splashes. Children are not allowed to play or use the equipment. • Do not let children play with plastic bags, foils or small parts. • There is a danger of swallowing or suffocating!

- The device is intended only for private use.
- Always disconnect the item from the mains when not in use

Note

 Before connecting a terminal device, check whether the power output of the charger can supply sufficient power for the device. • Ensure that the power of the connected terminal device does not exceed the max. rated power. • Please refer to the instructions in the operating manual of your terminal device. • Plug & go: No manual setup necessary, just connect and start: Voltage and power are automatically configured by Power Delivery/QC 3.0, 2.0. • For efficient and optimised charging, the Power Delivery (PD)/QC 3.0, 2.0 function must be supported by your terminal device. • With the large quantity of PD/QC-enabled terminal devices with different firmware versions, it can happen that the function is not fully supported.

Product Specifications

Input: 110-240V ~50-60Hz

Output max. 65W

Voltage Range: 5, 9, 12, 15, 20V

Amper Range: C1 - 3,25A, C2- 2,22A, A- 3A

Support

Service phone No. for technical support: **01805 012643** (14 cent/minute from German fixed-line and 42 cent/minute from mobile networks). Free Email: **support@technaxx.de**

The support hotline is available Mon-Fri from 9am to 1pm & 2pm to 5pm

Care and maintenance

Clean the device only with a dry or slightly damp, lint-free cloth.

Do not use abrasive cleaners to clean the device.

This device is a high-precision optical instrument, so in order to avoid damage, please avoid the following practice:

- Use the device in ultra-high or ultra-low temperature.
- Deliver or use it in strongly shocking environment.

Declaration of Conformity



The EU Declaration of Conformity can be requested at the following address:
www.technaxx.de/ (in the lower bar "Declaration of Conformity").

Disposal



Disposal of the packaging. Sort packaging materials by type upon disposal.

Dispose of cardboard and paperboard in the waste paper. Foils should be submitted for recyclables collection.



Disposing of old equipment (Applies in the European Union and other European countries with separate collection (collection of recyclable materials) Old equipment must not be disposed of with household waste! Every consumer is required by law to dispose of old devices that can no longer be used separately from household waste, e.g. at a collection point in his or her municipality or district. This ensures that the old devices are properly recycled and that negative effects on the environment are avoided. For this reason, electrical devices are marked with the symbol shown here.



Made in China

Distributed by:
Technaxx Deutschland GmbH & Co. KG
Konrad-Zuse-Ring 16-18,
61137 Schöneck, Germany
TX-359