

Technaxx® * User Manual

USB-Air-Purifier with 2 USB ports TX-130

Air purifier and USB Quick Charger for 12-24V car cigarette lighter

Declaration of Conformity: www.technaxx.de/ (in bottom bar "Konformitätserklärung"). Before using the device the first time, please read the user manual carefully.

Service phone No. for technical support: **01805 012643** (14 cent/minute from German fixed-line and 42 cent/minute from mobile networks).

Free Email: **support@technaxx.de**

Keep this user manual for future reference or product sharing carefully. Do the same with the original accessories for this product. In case of warranty, please contact the dealer or the store where you bought this product.

Warranty 2 years



Features

- 2 x USB, 1x Quick charge max.18W, 1x USB max 10,5W
- Refresh and clean the air in your car
- Remove cigarette smoke, smog, fumes, odors from inside the car
- Ensure an ion balance inside your car's environment
- Negative ions kill bacteria & viruses
- Usable for all cars with 12-24V cigarette lighter connection
- Enhance metabolism and relieve fatigue
- Always fit and focused by clean air in the car
- Small design, easy handling & installation

How it works

The ionizer release a large amount of negative ions that can effectively remove dust, pollen, smoke and PM2.5 in the air (the oxygen in the air is charged by the ionizer and thereby negative ions are generated). Negative ions bind with the airborne pollutants such as dust, pollen, smoke and PM2.5. Charge neutralization occurs. The air pollutants subside naturally to the ground instead of being inhaled.

Product overview


Bottom		Top	
			
1.	Negative pole	3.	Aluminium Body
2.	Positive pole	4.	Negative Ion Outlet
5	Quick charge 3.0 -9V/ -2A	6	USB 5V/2,1A
7	LC-Display		

How to use

Plug the ionizer into the car cigarette lighter socket (DC 12V) and it will start purifying the air with the blue LED indication light on. The device will work continuously until it is unplugged.

Note: When leaving the car, remove the ionizer from the DC 12V socket. Whether a device works with the ignition key pulled also depends on the car. Some manufacturers interrupt the power supply of the cigarette lighter in this case.

Example for smoke dispelling function



Blow smoke into the glass. → turn on the ionizer. → the smoke starts to vanish. → the smoke is completely removed in a few seconds.

Technical specifications

Input voltage	DC 12-24V (cigarette lighter socket)
Power consumption	≤ 0.8W
Output	Max 18W
Charging ports USB1 / USB2	QC 2.0A / 2,1A
Negative ion concentration	5.6 Million per cm ³
Ozone concentration	3 mg/h (0.05ppm)
Room volume	≤ 15m ³
Working temperature	−10°C ~ 40°C
Storage temperature	−20°C ~ 60°C
Material	Aluminium & Plastic
Weight / Dimensions	51g / (L) 10.4 x (Ø) 3.5cm
Package contents	TX-130, User Manual

Warnings

● Ensure that the external grills of the device are kept free of debris to allow optimal ionizing. ● To prolong its life, pull it out before starting the engine of the car. ● Do not remove any cover to avoid the risk of an electric shock or other damages. ● Do not attempt to disassemble, it may result in short-circuit or even damage. ● Do not drop or shake, it may break internal circuit boards or mechanics. ● Do not expose to rain or moisture, dripping or splashing, to reduce the risk of fire or electrical shock. ● Keep the device in dry and ventilated environment, avoid high humidity/temperature. ● Do not install the device near any heat source (e.g. radiators, oven) and keep it away from direct sunlight. ● Keep the device away from little children.



Hints for Environment Protection: Packages materials are raw materials and can be recycled. Do not disposal old devices or batteries into the domestic waste. **Cleaning:** Protect the device from contamination and pollution (use a clean drapery). Avoid using rough, coarse-grained materials or solvents/aggressive cleaner. Wipe the cleaned device accurately. **Distributor:** Technaxx Deutschland GmbH & Co.KG, Kruppstr. 105, 60388 Frankfurt a.M., Germany

Enjoy your product * Share your experience on one of the well known internet portals.