

MusicMan[®] * User Manual

Active Noise Cancellation In-Ear Headphone BT-X42

**With this comfortable and good fitting earphones you
can enjoy wireless music via Bluetooth with
Active Noise Cancellation (ANC)**

The manufacturer Technaxx Deutschland GmbH & Co.KG hereby declares that this device, to which this user manual belongs, complies with the essential requirements of the standards referred to the Directive **RED 2014/53/EU**. The Declaration of Conformity you find here: www.technaxx.de/ (in bar at the bottom "Konformitätserklärung"). Before using the device the first time, read the user manual carefully.

This device has a rechargeable battery. It must be fully charged before first use.
NOTE: Charge the battery of the device every 2–3 month if it is not used! Turn OFF nearby Bluetooth devices to avoid signal interference! WARNING: DO NOT TURN THE VOLUME TOO HIGH – HEARING LOSS MIGHT BE THE RESULT!

Service phone No. for technical support: 01805 012643 (14 cent/minute from German fixed-line and 42 cent/minute from mobile networks).
Free Email: support@technaxx.de

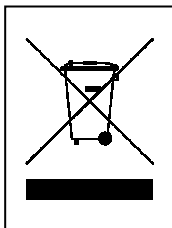
Warning! Choking hazard. Small parts.

Features

- Active Noise Cancellation (ANC) function up to –26dB with double microphones (one microphone in each earphone is detecting the ANC)
- Active noise & echo reduction
- Wireless In-Ear design
- Music transfer (clear stereo sound) & handsfree function via Bluetooth V4.2
- Built-in microphone for telephone calls (reject and answering)
- Convenient operation directly on the cable
- Pairing with Bluetooth-enabled audio devices, Smartphones, Tablets, etc.
- Soft & tight earphones for comfortable fit
- No clutter thanks to magnetic connection of the earphones
- Ideal for outdoor and sport activities

Technical specifications

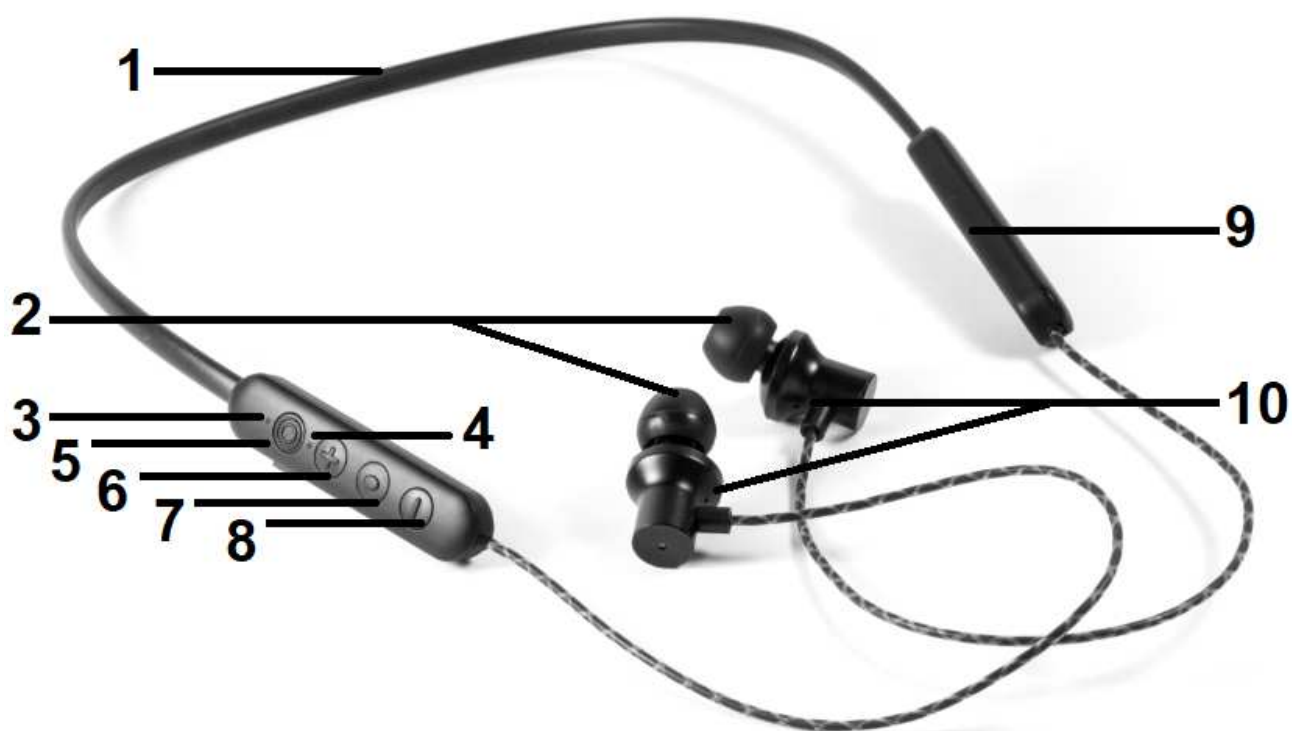
Bluetooth	BT version 4.2 / A2DP 1.3, AVRCP 1.5, EDR, class 2, HFP 1.5, ANC / ~10m transmitting distance (open space)
Bluetooth	Transmitting frequency 2.4GHz Radiated output power max. 2.5mW
Power supply	Built-in rechargeable 120mAh lithium polymer battery 3.7V / charging via MicroUSB (DC 5V / 500mA)
Charging time	~2.5 hours
Playing / Talking time	~6 hours (max.VOL) / ~5 hours
Standby time	~100 hours (BT connection, no music)
SNR / THD / Impedance	85dB / 3% / 32Ω
Frequency range	20Hz– 20kHz
ANC	–23dB ± 3dB (max. up to –26dB)
Protection class	IPX4 (splash water proofed)
Working temperature	–10°C up to +50°C
Storage temperature	–20°C up to +60°C
Weight / Dimensions	25g / (L complete) 86.0 x (W) 1.2 x (H) 0.8cm / (Length neckband) 41.0cm
Package contents	MusicMan® ANC In-Ear Headphone BT-X42, Micro USB charging cable, 3 different earbud sizes, User Manual



Hints for Environment Protection: Packages materials are raw materials and can be recycled. Do not disposal old devices or batteries into the domestic waste. **Cleaning:** Protect the device from contamination and pollution (use a clean drapery). Avoid using rough, coarse-grained materials or solvents/aggressive cleaner. Wipe the cleaned device accurately. **Distributor:** Technaxx Deutschland GmbH & Co.KG, Kruppstr. 105, 60388 Frankfurt a.M., Germany

Enjoy your product * Share your experience and opinion on one of the well-known internet portals

Product overview



1	Neckband	6	Volume up / skip
2	Earphones (speaker)	7	On/Off / Play / Pause Answer/Reject/End call
3	White LED light (ANC on/off)	8	Volume down / skip
4	Red & Blue LED light (charging/standby mode)	9	Microphone for call function
5	ANC function on/off	10	Microphone ANC

Charging


When the earphones indicator flashes RED or does not play any music, charge your earphones. The charging process takes approx. 2.5 hours.

→ The LED indicator lights RED while charging and turns to BLUE when fully charged.

→→ Unplug the Micro USB charging cable when the earphones are fully charged. Do not charge longer than recommended.

Pairing

→ Turn on the Bluetooth function on your Bluetooth-enabled device and set it to search for Bluetooth devices.

→ Power off the earphones. Now press and hold the  button [7] for 4 seconds to enter pairing mode. The LED indicator flashes RED and BLUE as your earphones searches for Bluetooth-enabled devices.

→ Select and connect to “**MusicMan BT-X42**” from the list of found devices. When paired, the LED Indicator flashes BLUE every 4 seconds and the earphones enters standby mode.

Operation

How to change Bluetooth devices

→ Your earphone automatically reconnect to the most recently paired device when it is powered on.

→ To pair a new device, first you must disconnect the Bluetooth function of the current device. See the instructions of your Bluetooth device for details.


General hints before start using the earphones

- Do not wear earphones while driving a vehicle or cycling. This can create a traffic hazard and is not allowed in some countries.










- To protect your hearing → do not listen at high volume (extended high-volume listening can lead to permanent hearing loss). Set the volume to the lowest setting and then adjust to a comfortable level.

→ Avoid increasing the volume (your ears adapt to volume, so a level that does not cause discomfort could still damage your hearing).

How to use ANC (Active Noise Cancellation)

To enable or disable the ANC just press the  button [5]. The WHITE LED will shine when ANC is enabled. The WHITE LED is off when ANC is disabled.

How to use the earphone functions

Function	Button	Operation
Turn on earphones		Hold for 2 seconds
Turn off earphones		Hold for 4 seconds
Adjust volume		Press 1x for one VOL step
Answer/End a call		Press once, while getting called / to end call
Reject a call		Hold for 1–3 seconds
Play/Pause music		Press 1x
Previous music track (skip)		Hold for 2 seconds
Next music track (skip)		Hold for 2 seconds
Turn on/off Active Noise Cancellation (ANC)		Press 1x

Warnings

- Only charge the BT-X42 using the provided Micro USB charging cable. You also can use an USB charging adapter but ONLY (!) up to DC 5V/500mA. Do not (!) charge the BT-X42 with more power!
- If the BT-X42 fails to link to your mobile device or if it fails to play music after being connected, the user shall check if your mobile device supports A2DP.
- Do not disassemble the BT-X42, it may result in short-circuit or damage.
- Do not drop or shake the BT-X42, it may break internal circuit boards or mechanics.
- Keep the BT-X42 in dry and ventilated environment. Avoid high humidity and high temperature. Also batteries should not be exposed to excessive heat or direct sunlight.
- This BT-X42 is not water resistant; therefore keep it away from moisture.
- Keep the BT-X42 away from little children.

Keep this user manual for future reference or product sharing carefully. Do the same with the original accessories for this product. In case of warranty, please contact the dealer or the store where you bought this product.

Warranty 2 years