

## Technaxx® user manual

### Electric Air Duster & Vacuum Pro 160W TX-293


Before using the appliance for the first time, please read the instructions for use and safety information carefully.

Keep this user manual for future reference or product sharing carefully. Do the same with the original accessories for this product. In case of warranty, please contact the dealer or the store where you bought this product.


### Features


- 160W powerful motor
- Perfect for thorough cleaning of fine dust on computers, keyboards, sofas and cars
- Dust container for sucking up crumbs
- Stepless speed control
- 5 attachments for different applications of the blower

### Declaration of Conformity

 The EU Declaration of Conformity can be requested at the following address: [www.technaxx.de/](http://www.technaxx.de/) (in the lower bar "Declaration of Conformity").

### Disposal

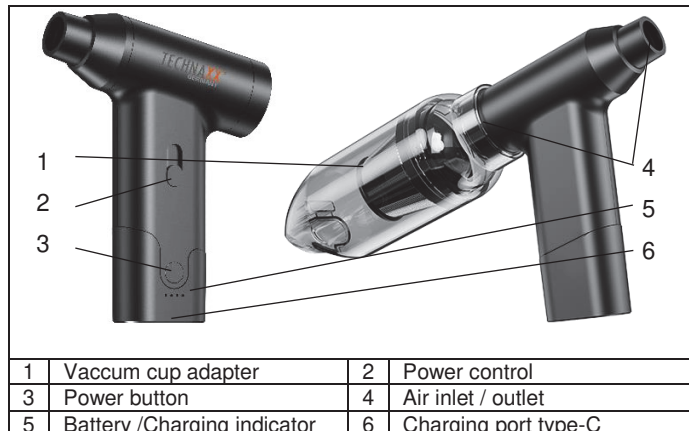
 Disposal of the packaging. Sort packaging materials by type upon disposal. Dispose of cardboard and paperboard in the waste paper. Foils should be submitted for recyclables collection.

 Disposing of old equipment (Applies in the European Union and other European countries with separate collection (collection of recyclable materials) Old equipment must not be disposed of with household waste! Every consumer is required by law to dispose of old devices that can no longer be used separately from household waste, e.g. at a collection point in his or her municipality or district. This ensures that the old devices are properly recycled and that negative effects on the environment are avoided. For this reason, electrical devices are marked with the symbol shown here.


### Technical specification

Air / Wind pressure	6.5 kPa / 165g (max.)
Power	160 W
Speed	130000 RPM
Working voltage	6.0-8.4 V
Battery capacity	2500 mAh / 7.4 V
Charging input	DC 5 V / 2 A (USB Type C port)
Charging time	Approx. 3.5 h
Running time	Up to 120 min
Noise level	<90 dB
Working temperature	0-60°C
Material	ABS
Weight / Dimension	232 g / 13.8 x 10.6 x 3.6 cm
Package content	Electric Air Duster & Vacuum Pro TX-293, 5 nozzles, vacuum cup, charging cable, user manual

### Product Overview



#### Nozzles



#### Vacuum

- Attach the vacuum cup adapter (1) to the back to suck up crumbs and small/light parts.
- Press and hold the power button (3) to power on the device.
- Slide the power control to adjust the airflow.
- To stop, slide down the power control (2)
- Power off the device by hold the power button (3).
- Twist the vacuum adapter clockwise to open and clean the cup.

#### Blowing

- Attach the most suitable nozzle to the front to inflate or clean as required.
- Press and hold the power button (3) to power on the device and slide up the power control (2) to adjust the airflow.
- To stop, slide down the power control (2)
- Power off the device by hold the power button (3).

#### Charging

- Insert one end of the randomly delivered USB cable into a power adapter (DC5V/2A or higher current adapter, not attached), and the other end into the TYPE-C charging interface of the machine to start charging.
- The four indicator lights will light up during charging, the indicator lights will light up steady after fully charged.

### CAUTION

- Do not use as hair dryer.
- Keep your hair away from air inlet. They can be sucked in and cause major injuries.
- Do not use continuously for more than 10 minutes.
- Do not invade water or other liquids.
- Keep the air outlet and inlet clean.
- Do not reach into the air outlet or air inlet.
- Keep children away from the device.
- Keep away from flammable and explosive materials.
- Do not throw in fire – it will explode due to built-in battery.

### Safety instructions

• Observe the safety instructions during use. • Any modification or alteration of the product will affect the safety of the product. Caution risk of injury! • Due to high power, the device may heat up. • All changes and repairs to the product or its accessories may only be carried out by the manufacturer or by persons expressly authorized by the manufacturer. • Never open the product without authorization. • Never carry out repairs yourself! • Handle the product with care. It can be damaged by shaking or falling from a small height. • Never immerse the product in water or other liquids. • Technical changes and errors reserved.

### Support

Service phone No. for technical support: **01805 012643**  
(14 cent/minute from German fixed-line and 42 cent/minute from mobile networks). Free Email: **support@technaxx.de**  
The support hotline is available Mon-Fri from 9 am to 1 pm & 2 pm to 5 pm.

### Cleaning and maintenance

- Wash the filter and dust cup under running water. Let dry before next use.
- Clean the equipment regularly with a moist cloth. Do not use cleaning agents or solvents.
- Ensure that no water can seep into the plugs. The ingress of water into an electric device increases the risk of an electric shock or damage of the device.

Made in China / Hergestellt in China /  
Fabriqué en Chine / Prodotto in Cina

Distributed by: / Vertrieben von: /  
Distributeur: / Distribuito da:

Technaxx Deutschland GmbH & Co. KG

Konrad-Zuse-Ring 16-18,  
61137 Schöneck, Germany/  
Deutschland/ Allemagne / Germania