

MusicMan[®] * User Manual

Active Noise Cancellation Overear Headphone BT-X43

**With this comfortable and good fitting earphones you
can enjoy wireless music via Bluetooth with
Active Noise Cancellation (ANC)**

The manufacturer Technaxx Deutschland GmbH & Co.KG hereby declares that this device, to which this user manual belongs, complies with the essential requirements of the standards referred to the Directive **RED 2014/53/EU**. The Declaration of Conformity you find here: www.technaxx.de/ (in bar at the bottom "Konformitätserklärung"). Before using the device the first time, read the user manual carefully.

This device has a rechargeable battery. It must be fully charged before first use.
NOTE: Charge the battery of the device every 2–3 month if it is not used! Turn OFF
nearby Bluetooth devices to avoid signal interference! WARNING: DO NOT TURN
THE VOLUME TOO HIGH – HEARING LOSS MIGHT BE THE RESULT!

Service phone No. for technical support: 01805 012643 (14 cent/minute from German fixed-line and 42 cent/minute from mobile networks).
Free Email: support@technaxx.de

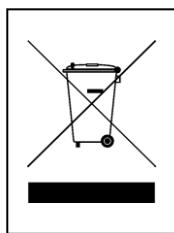
Warning! Choking hazard. Small parts.

Features

- Active Noise Cancellation (ANC) function up to –22dB with brilliant sound quality
- Active noise & echo reduction
- Long playing time ~8 hours & talking time ~10 hours
- Wireless headphones with soft ear shells for comfortable fit
- Convenient handling directly on the headphone
- Music transfer & handsfree function via Bluetooth V5.0
- Built-in microphone for telephone calls (reject and answering)
- Pairing with Bluetooth-enabled audio devices, Smartphones, Tablets, etc.
- Protection class IPX4 (splash water proofed), ideal for outdoor and sport activities

Technical specifications

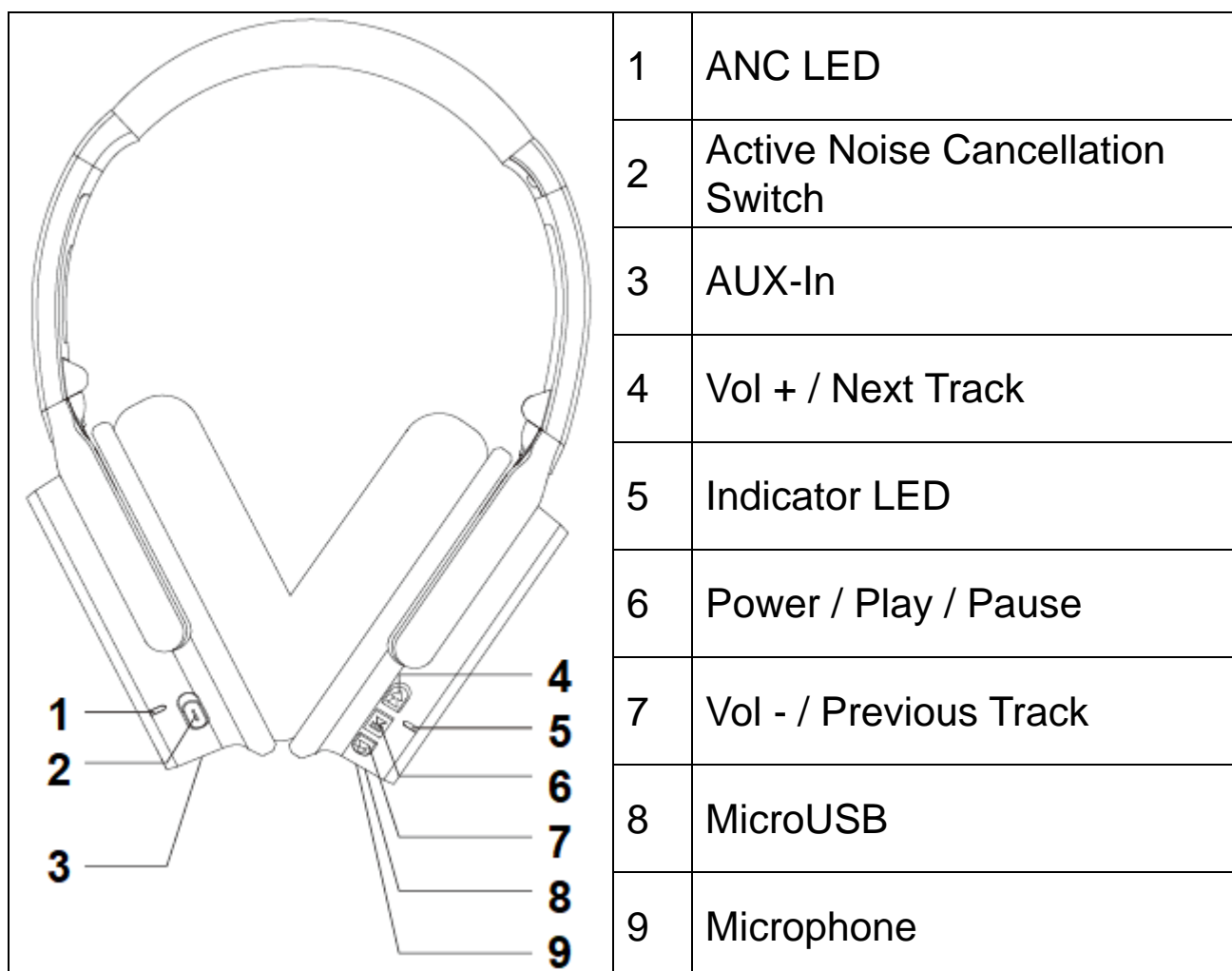
Bluetooth	BT version 5.0 / A2DP, AVRCP, HFP, HSP / ~10m transmitting distance (open space)
Bluetooth	Transmitting frequency 2.4GHz Radiated output power max. 2.5mW
Power supply	Built-in rechargeable 250mAh lithium polymer battery 3.7V / charging via MicroUSB (DC 5V/1A)
Charging time	~2–3 hours
Playing / Talking time	~8 hours (max.VOL & ANC on) / ~10 hours
Standby time	~150 hours (BT connection, no music)
SPL	109± 3dB @1kHz
Frequency range	20Hz– 20kHz
ANC	–20dB ± 2dB (max. up to –22dB)
Protection class	IPX4 (splash water proofed)
Working temperature	–10°C up to +40°C
Storage temperature	–20°C up to +50°C
Weight / Dimensions	220g / (L) 20.5 (W) 14.5 x (H) 8.3cm
Package contents	MusicMan® ANC Overear Headphone BT-X43, Micro USB charging cable, Audio cable (3.5mm), User Manual



Hints for Environment Protection: Packages materials are raw materials and can be recycled. Do not disposal old devices or batteries into the domestic waste. **Cleaning:** Protect the device from contamination and pollution (use a clean drapery). Avoid using rough, coarse-grained materials or solvents/aggressive cleaner. Wipe the cleaned device accurately. **Distributor:** Technaxx Deutschland GmbH & Co.KG, Kruppstr. 105, 60388 Frankfurt a.M., Germany

Enjoy your product * Share your experience and opinion on one of the well-known internet portals

Product overview



Charging

First charge your headphone for approx. 2–3 hours (if not charged, the headphone does not play any music).

→ The LED indicator lights RED while charging and turns to BLUE when fully charged.

→→ Unplug the Micro USB charging cable when the headphone is fully charged. Do not charge longer than recommended.

Pairing

→ Turn on the Bluetooth function on your Bluetooth-enabled device and set it to search for Bluetooth devices.

→ Power off the headphone. Now press and hold the Power button [6] for 3–4 seconds to enter pairing mode. The LED indicator flashes RED and BLUE as your headphone searches for Bluetooth-enabled devices.

→ Select and connect to “**MusicMan BT-X43**” from the list of found devices. When paired, the LED indicator flashes BLUE slowly and the headphone enters standby mode.

Operation

How to change Bluetooth devices

→ Your headphone automatically reconnect to the most recently paired device when it is powered on.

→ To pair a new device, first you must disconnect the Bluetooth function of the current device. See the instructions of your Bluetooth device for details.

General hints before start using the headphone

- Do not wear the headphone while driving a vehicle or cycling. This can create a traffic hazard and is not allowed in some countries.










- To protect your hearing → do not listen at high volume (extended high-volume listening can lead to permanent hearing loss). Set the volume to the lowest setting and then adjust to a comfortable level.

→ Avoid increasing the volume (your ears adapt to volume, so a level that does not cause discomfort could still damage your hearing).

How to use ANC (Active Noise Cancellation)

To enable or disable the ANC just slide the ANC Switch [2]. The WHITE LED [1] will shine when ANC is enabled. The WHITE LED [1] is off when ANC is disabled.

How to use the headphone functions

Function	Button	Operation
Turn on headphone		Hold for 2 seconds
Turn off headphone		Hold for 4 seconds
Adjust volume		Press 1x for one VOL step
Answer / End a call		Press once, while getting a call / to end call
Reject a call		Hold for 2 seconds
Play / Pause music		Press 1x
Previous music track (skip)		Hold for 2 seconds
Next music track (skip)		Hold for 2 seconds
Turn on/off Active Noise Cancellation (ANC)		Switch to green / red

Warnings

● Only charge the BT-X43 using the provided Micro USB charging cable. You also can use an USB charging adapter but ONLY (!) up to DC 5V/1A. Do not (!) charge the BT-X43 with more power! ● If the BT-X43 fails to link to your mobile device or if it fails to play music after being connected, the user shall check if your mobile device supports A2DP. ● Do not disassemble the BT-X43, it may result in short-circuit or damage. ● Do not drop or shake the BT-X43, it may break internal circuit boards or mechanics. ● Keep the BT-X43 in dry and ventilated environment. Avoid high humidity and high temperature. Also batteries should not be exposed to excessive heat or direct sunlight. ● This BT-X43 is not water resistant; therefore keep it away from moisture. ● Keep the BT-X43 away from little children.

Keep this user manual for future reference or product sharing carefully. Do the same with the original accessories for this product. In case of warranty, please contact the dealer or the store where you bought this product.

Warranty 2 years